


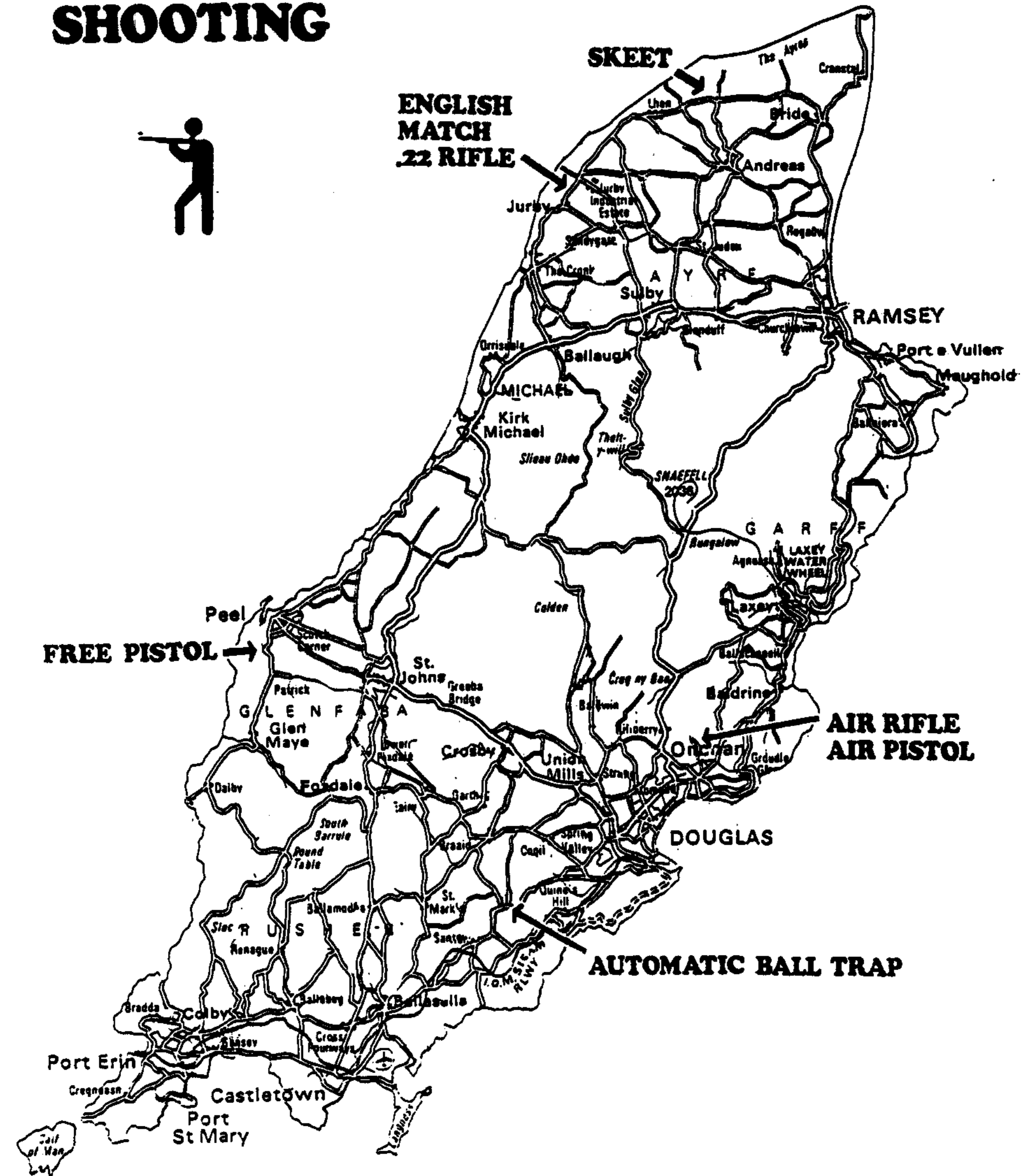



RESULTS



SHOOTING





THE MEDAL PRESENTATIONS FOR ALL SHOOTING EVENTS TOOK PLACE JUST PRIOR TO THE CLOSING CEREMONY IN THE PALACE LIDO. PICTURED ABOVE IS THE CEREMONY FOR THE AUTOMATIC BALL TRAP TEAM EVENT IN WHICH THE GOLD MEDALS WENT TO PETER KELLY AND CHRIS TURNER (ISLE OF MAN)

SKEET: TEAM EVENT

Saturday, 20th July and Sunday, 21st July - Blue Point:

#	Competitor	Island	1	2	3	4(100)	5	6	7	8(200)	Team	Pos.	
72	N. Kelly	MN	22	23	23	25	93	22	24	24	24	187	
73	A. McKeown	MN	20	25	23	22	90	25	24	23	24	186	373 1
2	G. Eker	GN	23	23	24	22	92	23	25	22	23	185	
1	S. Evens	GN	23	23	23	22	91	23	21	22	24	181	366 2
41	R. Persson	GT	21	21	23	23	88	25	23	21	22	179	
44	K. Sandsjo	GT	22	22	18	22	84	25	21	24	24	179	358 3
12	H. Lindroos	AL	23	21	23	21	88	22	21	24	25	180	
11	B. O. Lihdgren	AL	18	23	21	25	87	23	22	22	21	175	355 4
16	W Le Bourgeois	JY	20	19	25	22	86	25	21	22	23	177	
84	W. Jones	JY	22	18	22	24	86	23	22	22	23	176	353 5
13	J. Kay	SH	20	14	20	16	70	20	19	21	18	148	
14	M. J. Mouat	SH	16	15	18	17	66	17	14	16	17	130	278 6
7	I. Erlendsson	IC	17	12	16	15	60	17	20	22	19	138	
9	V. Jonsson	IC	17	11	20	15	63	17	13	19	17	129	267 7
76	R. J. Merrifield	WT	15	17	19	16	67	16	16	21	18	138	
77	N. C. Clarke	WT	7	16	15	13	51	16	20	19	17	123	261 8
86	E. Anderson	FA	17	15	16	18	66	16	17	15	16	130	
78	O. Hammer	FA	11	14	19	15	59	16	18	18	12	123	253 9
6	D. Sinclair	OR	13	16	15	15	59	12	16	17	11	114	
5	F. Breck	OR	7	9	10	13	39	14	10	15	18	96	210 10
4	W. Hughes	AN	14	18	14	16	62	13	10	13	18	116	
-	M. Griffiths	AN	16	9	9	13	47	10	10	13	12	92	208 11

SKEET : INDIVIDUAL

Monday, 22nd July and Tuesday, 23rd July - Blue Point

#	Competitor	Island	1	2	3	4 (100)	5	6	7	8 (200)	Pos		
12	H. Linroos	AL	24	22	22	25	93	23	24	25	23	188	1
73	A. McKeown	MN	21	23	23	24	91	23	23	25	24	186	2
72	N. Kelly	MN	23	24	21	20	88	25	23	22	22	180	3*
1	S. Evens	GN	23	21	18	25	87	23	24	23	23	180	4*
16	W Le Bourgeois	JY	21	21	22	24	88	23	21	23	23	178	5
2	G. S. Eker	GN	23	17	23	22	85	23	23	22	23	176	6
84	W. Jones	JY	19	23	21	24	87	24	23	23	18	175	7
42	B. Wastesson	GT	21	21	15	22	79	24	24	23	24	174	8 =
43	J. O. Jakobsson	GT	22	19	20	23	84	24	20	24	22	174	8=
13	J. Kay	SH	22	18	16	22	78	21	22	24	18	163	10
11	B. O. Lindgren	AL	23	19	21	20	83	20	23	17	17	160	11
76	R. J. Merrifield	WT	20	22	14	19	75	22	21	20	18	156	12
4	W. Hughes	AN	19	17	21	19	76	22	18	18	18	152	13
7	I. Erlendsson	IC	17	18	19	18	72	17	21	19	16	145	14
5	F. Breck	OR	18	16	17	14	65	18	19	20	20	142	15
14	M. J. Mouat	SH	11	15	20	17	63	16	16	18	23	136	16
79	A. Kithler	FA	13	15	18	11	57	20	15	19	22	133	17
78	O. Hammer	FA	16	16	14	15	61	12	22	21	16	132	18
9	V. Jonsson	IC	15	14	8	17	54	17	19	20	18	128	19
6	D. Sinclair	OR	11	16	12	13	52	15	17	16	13	113	20

* Denotes Shoot-Off for Bronze Medal

N. Kelly	MN	25
S. Evens	GN	24

AUTOMATIC BALL TRAP: TEAM

Saturday, 20th July and Sunday, 21st July

#	Competitor	Island	1	2	3	4 (100)	5	6	7	8 (200)	Team	Pos.	
75	P. Kelly	MN	21	23	18	22	84	23	22	19	23	171	
74	C. Turner	MN	21	22	21	17	81	20	23	23	23	170	341 1
26	M. Gotel	JY	20	19	22	20	81	22	23	19	24	169	
25	M. Sangan	JY	17	20	18	18	73	17	18	19	16	143	312 2
24	H. T. Hollowell	GN	18	20	20	19	77	22	22	19	21	161	
23	F. Quin	GN	14	16	18	14	62	17	22	17	20	138	298 3
19	S. Headley	OR	18	20	17	21	76	22	18	20	17	153	
20	K. Learmonth	OR	15	17	21	18	71	19	14	21	17	142	295 4
17	Colin York	AN	20	18	16	19	73	17	21	21	16	148	
18	E. W. Hughes	AN	20	16	11	11	58	13	18	16	17	122	270 5
21	G. J. Fraser	SH	18	16	17	19	70	11	15	18	18	132	
22	J. A. Kerr	SH	14	15	15	12	56	19	14	21	17	127	259 6
80	H. Sorensen	FA	15	15	15	10	55	13	12	18	19	117	
87	S. Jacobsen	FA	10	11	11	10	42	16	12	12	16	98	215 7
83	N. Abela	MT	18	19	16	18	71	22	19	20	21	153	153 8

AUTO BALL TRAP - INDIVIDUAL EVENT:

Monday 22nd July and Tuesday, 23rd July - Ballagick, Santon:

#	Competitor	Island	1	2	3	4 (100)	5	6	7	8 (200)	Pos.		
75	P. Kelly	MN	21	22	21	23	87	21	24	18	22	172	1
83	N. Abela	MA	19	19	22	60	81	19	22	<u>25</u>	21	168	2 + 25 straight
74	C. Turner	MN	19	18	20	21	78	21	23	20	23	165	3 *
26	M. Gotel	JY	24	22	17	20	83	19	24	18	21	165	4 *
24	H. T. Hollowell	GN	16	19	20	20	75	20	19	23	21	158	5
22	J. A. Kerr	SH	21	21	18	17	77	21	21	19	17	155	6
25	M. Sangan	JY	14	19	20	18	71	22	18	21	21	153	7
21	G. J. Frazer	SH	16	22	17	16	71	20	16	18	21	146	8 =
19	S. Headley	OR	19	14	15	20	68	21	17	23	17	146	8 =
17	T. R. Colin York	AN	20	15	15	17	67	21	19	17	18	142	10
77	N. C. Clarke	WT	15	18	19	19	71	18	19	15	17	140	11
23	F. Quin	GN	20	14	19	16	69	18	23	15	14	139	12
80	H. Sorensen	FA	16	16	20	14	66	18	16	14	16	130	13 =
20	K. Learmonth	OR	16	13	11	18	58	14	20	20	18	130	13 =
18	E. W. Hughes	FA	16	10	14	16	56	19	15	16	16	122	15
81	B. Wardum	AN	13	15	10	9	47	14	16	13	13	103	16

* Represents Shoot-Off between Turner & Gotel
Turner 24 - Gotel 23

FREE PISTOL: INDIVIDUAL

Monday 22nd July - Raggatt Quarry, Patrick:

#	Competitor	Island	1	2	3	4	5	6	Total	Pos.
32	C.J. Eiriksson	IC	81	86	83	89	86	92	517	1
67	P. Mason	MN	87	77	86	84	87	84	505	2
91	J. Webb	MN	87	88	89	77	76	86	503	3
56	N.N. Duquemin	GN	84	84	86	83	81	83	501	4
58	J. Renouf	JY	74	81	84	89	81	88	497	5
57	D. Bernard	JY	77	87	84	79	81	80	488	6
35	G.J. De Jersey	GN	80	81	80	82	78	85	486	7

FREE PISTOL: TEAM

Saturday, 20th July - Raggatt Quarry, Patrick:

#	Competitor	Island	1	2	3	4	5	6	Total	Team	Pos.
58	J. Renouf	JY	85	90	86	84	79	88	512		
57	D. Bernard	JY	88	81	85	81	84	84	503	1015	1
56	N. Duquemin	GN	80	87	85	90	90	86	518		
35	G. J. De Jersey	GN	78	76	78	84	81	83	480	998	2
67	P. A. Mason	MN	76	87	86	81	82	87	499		
61	J. Webb	MN	78	84	85	79	76	71	473	972	3

AIR RIFLE: TEAM

Sunday 21st July - Onchan Youth and Community Centre

#	Competitor	Island	1	2	3	4	5	6	Total	Team	Pos.
60	U. Hjerthen	GT	96	95	97	91	94	93	566		
59	R. Andersson	GT	92	91	93	93	94	96	559	1125	1
61	M. Guille	GN	95	93	97	96	95	94	570		
62	S.M. Butt	GN	89	94	91	91	81	93	539	1109	2
71	H. Creevy	MN	90	85	90	90	84	89	528		
54	S.W. Watterson	MN	92	83	86	79	84	82	506	1034	3

AIR RIFLE: INDIVIDUAL

Monday 22nd July - Onchan Youth and Community Centre

#	Competitor	Island	1	2	3	4	5	6	Total	Pos.
59	R. Andersson	GT	96	98	94	95	95	97	575	1
60	U. Hjerthen	GT	97	97	93	95	94	93	569	2
61	M. Guille	GN	94	94	93	93	97	95	566	3
62	S.M. Butt	GN	91	90	95	96	92	97	561	4
71	H. Creevy	MN	86	88	86	92	91	91	534	5
54	S.W. Watterson	MN	86	82	86	81	85	80	500	6

AIR PISTOL: TEAM

Sunday 21st July - Onchan Youth and Community Centre

#	Competitor	Island	1	2	3	4	5	6	Total	Team	Pos.
64	H. Petterson	GT	96	95	95	90	94	95	565		
63	R. Nilsson	GT	90	94	90	95	92	95	556	1121	1
57	D. Bernard	JY	88	94	88	93	91	90	544		
58	J. Renouf	JY	89	87	92	86	94	90	538	1082	2
56	N.N. Duquemin	GN	88	95	94	91	90	93	551		
35	G.J. De Jersey	GN	85	83	92	84	93	86	523	1074	3
69	I. Hodgson	MN	93	91	93	91	92	95	555		
68	S. Earle	MN	87	87	85	82	85	91	517	1072	4

AIR PISTOL: INDIVIDUAL

Monday 22nd July - Onchan Youth and Community Centre

#	Competitor	Island	1	2	3	4	5	6	Total	Pos.
32	C.J. Eiriksson	IC	96	93	93	96	93	96	567	1
64	H. Pettersson	GT	90	93	96	95	94	96	564	2
56	N.N. Duquemin	GN	93	97	93	97	92	89	561	3
63	R. Nilsson	GT	94	97	93	91	90	86	551	4
39	E. Lonqvist	AL	90	93	92	91	93	87	546	5
68	S. Earle	MN	86	91	94	89	90	94	544	6
35	G.J. De Jersey	GN	89	91	93	88	94	89	544	7
58	J. Renouf	JY	88	89	93	90	89	91	540	8
57	D. Bernard	JY	89	91	91	91	86	91	539	9
69	I. Hodgson	MN	91	88	89	85	92	91	536	10

ENGLISH MATCH (SMALLBORE RIFLE): TEAM


Sunday 21st July - West Nappin, Jurby

#	Competitor	Island	1	2	3	4	5	6	Total	Team	Pos.
32	C.J. Eiriksson	IC	94	100	97	99	98	98	586		
33	G. Skarphedinsson	IC	95	97	99	97	93	95	576	1162	1
46	R. Wilson	WT	98	97	99	98	98	96	586		
47	P. Cotton	WT	92	91	100	97	95	94	569	1155	2
54	S.W. Watterson	MN	97	96	97	98	97	95	580		
55	H.D. Cowley (Mrs)	MN	95	89	94	96	95	97	566	1146	3
53	J. Baker	GN	97	97	98	97	92	97	578		
52	G. Rich	GN	91	96	94	94	96	95	566	1144	4
49	B. Johansson	GT	94	98	91	94	92	95	564		
48	J. Fantenberg	GT	91	96	90	94	95	96	562	1126	5
30	A. Flagg	ST	94	89	88	84	90	96	541		
31	P. Williams	ST	81	90	91	89	91	93	535	1076	6

ENGLISH MATCH (SMALLBORE RIFLE) - INDIVIDUAL:

Monday, 22nd July - West Nappin, Jurby:

#	Competitor	Island	1	2	3	4	5	6	Total	Pos.
46	R. Wilson	WT	98	97	98	96	98	99	586	1
64	S. W. Watterson	MN	98	95	97	98	98	99	585	2
53	J. Baker	GN	95	95	99	97	97	94	577	3
33	G Skarphedinsson	IC	94	96	97	98	93	96	574	4
32	C. J. Eiriksson	IC	96	97	94	96	90	98	571	5
49	B. Johansson	GT	97	94	95	94	94	97	571	6
29	L. W. Roberts	AN	95	87	96	95	93	95	561	7
55	H. D. Cowley (Mrs)	MN	89	91	91	95	96	96	558	8
52	G. Rich	GN	93	92	93	87	95	92	552	9
47	P. Cotton	WT	90	88	91	95	95	91	550	10
48	J. Fantenburg	GT	87	91	94	89	85	89	535	11
30	A. Flagg	ST	86	86	88	91	87	90	528	12
31	P. Williams	ST	85	86	87	87	83	93	521	13
27	C. Brenden	HT	91	94	92	91	48	92	508	14



ALL ACTION IN THE AUTOMATIC, BALL TRAP COMPETITIONS AT
BALLAGICK, SANTON

